







Cities include high numbers of migrants

Cities attract young people - working age

Table: Distribution of migrants by rural/urban Source: (2013) National Population Commission NIGERIA

| States | Urban (in %) | Rural (in %) |
|-------------|--------------|--------------|
| Abuja (FCT) | 85.1 | 14.9 |
| Abia | 48.4 | 51.6 |
| Adamawa | 58.3 | 41.7 |
| Anambra | 98.0 | 2.0 |
| Bayelsa | 62.4 | 37.6 |
| Cross River | 41.5 | 58.5 |
| Gombe | 58.5 | 41.5 |
| Kaduna | 68.4 | 31.6 |
| Kano | 55.1 | 44.9 |
| Kwara | 69.7 | 30.3 |
| Lagos | 97.0 | 3.0 |
| Oyo | 84.0 | 16.0 |



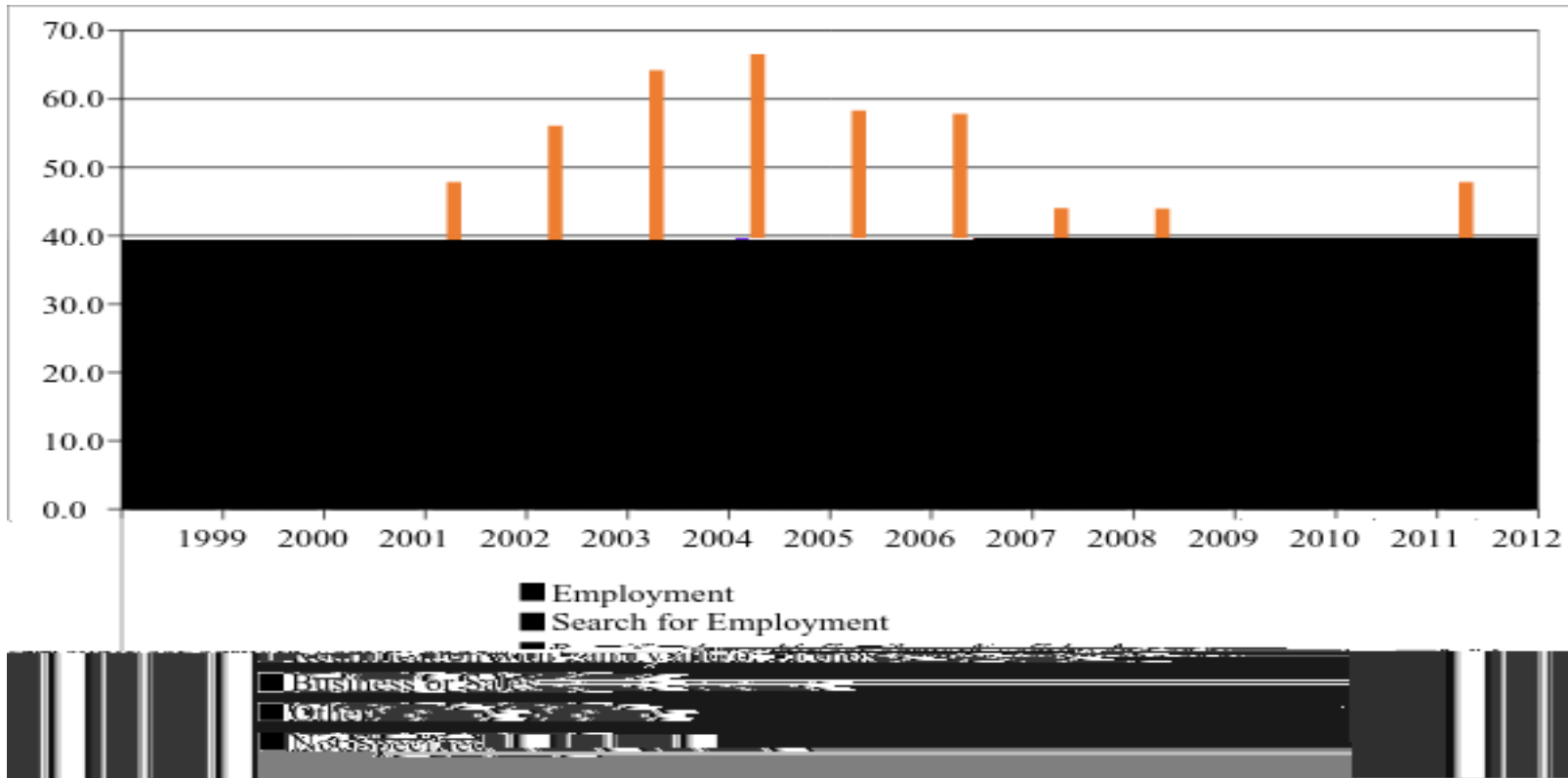
ICPD objectives under-gird programmatic responses to human mobility:

- *Address root causes of migration, reduce pressures leading to refugees*
- *Ensure protection against racism and xenophobia*
- *Improve security and quality of life {in cities}*
- *Provide adequate health education and social services*



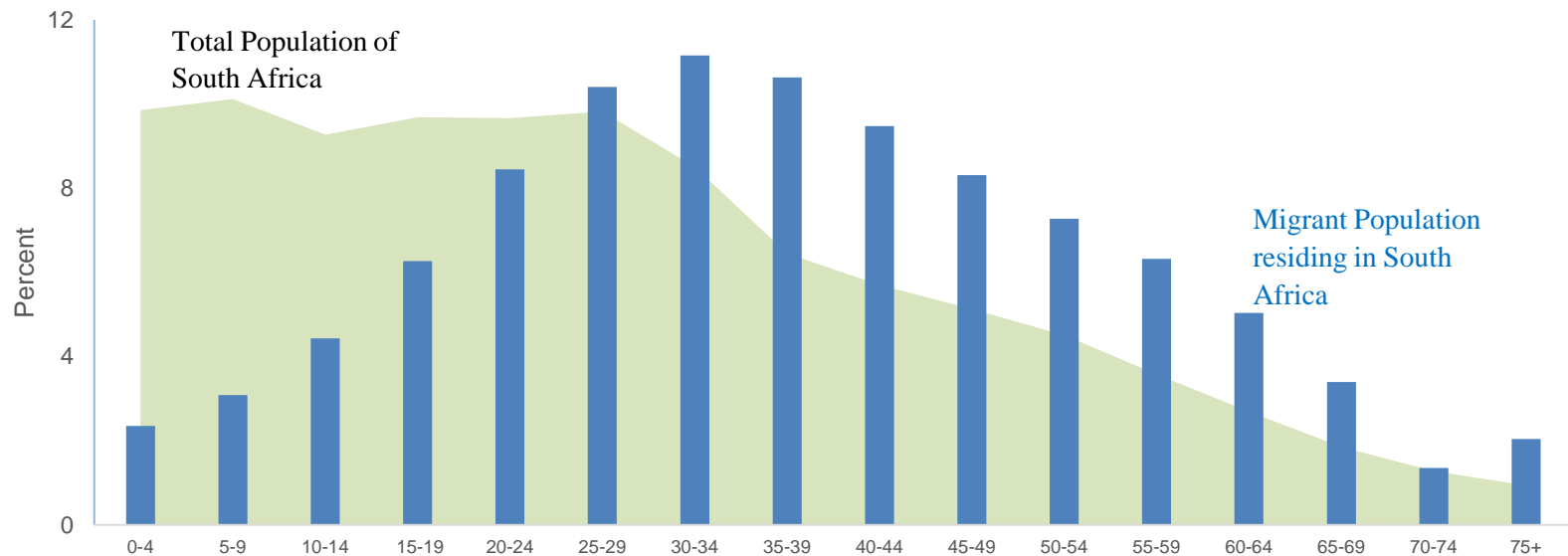
Job seeking is among the primary reasons for both international migration and movement into urban areas across the world.

Source:
Survey
on
Migration (EMIF
Norte)_





- Investments in human capital development to harness a demographic dividend should be informed by trends in youth mobility





World Values Survey (2010-14) – covering 57 countries:

- A median of only 21.5 % would “*not like immigrants as neighbours*”
- While a median of 71.1 % feel “*employees should give priority to natives if jobs are scarce*”



- Rural job growth needed across the LMIC
- Promise of regional training and economic zones from Asia.... Recognized for Africa in new AU efforts on *African Regionalization*
- Many new youth programmes capitalize on the clustering of young people in urban areas...
- Successfully serving both local and migrant youth & promoting integration



- UNFPA's humanitarian initiative in Greece offers a new model of integrated programming for mobile PLUS local populations
- Training multiple sectors in SRH, GBV, life skill counselling to better serve ***all those in need*** – migrants, refugees, local population
- In 2017 - touched >20 refugee/migrant camps ***and a host population of 381,7612***



In cities across the world, Mayors and City Councils are addressing urban violence:

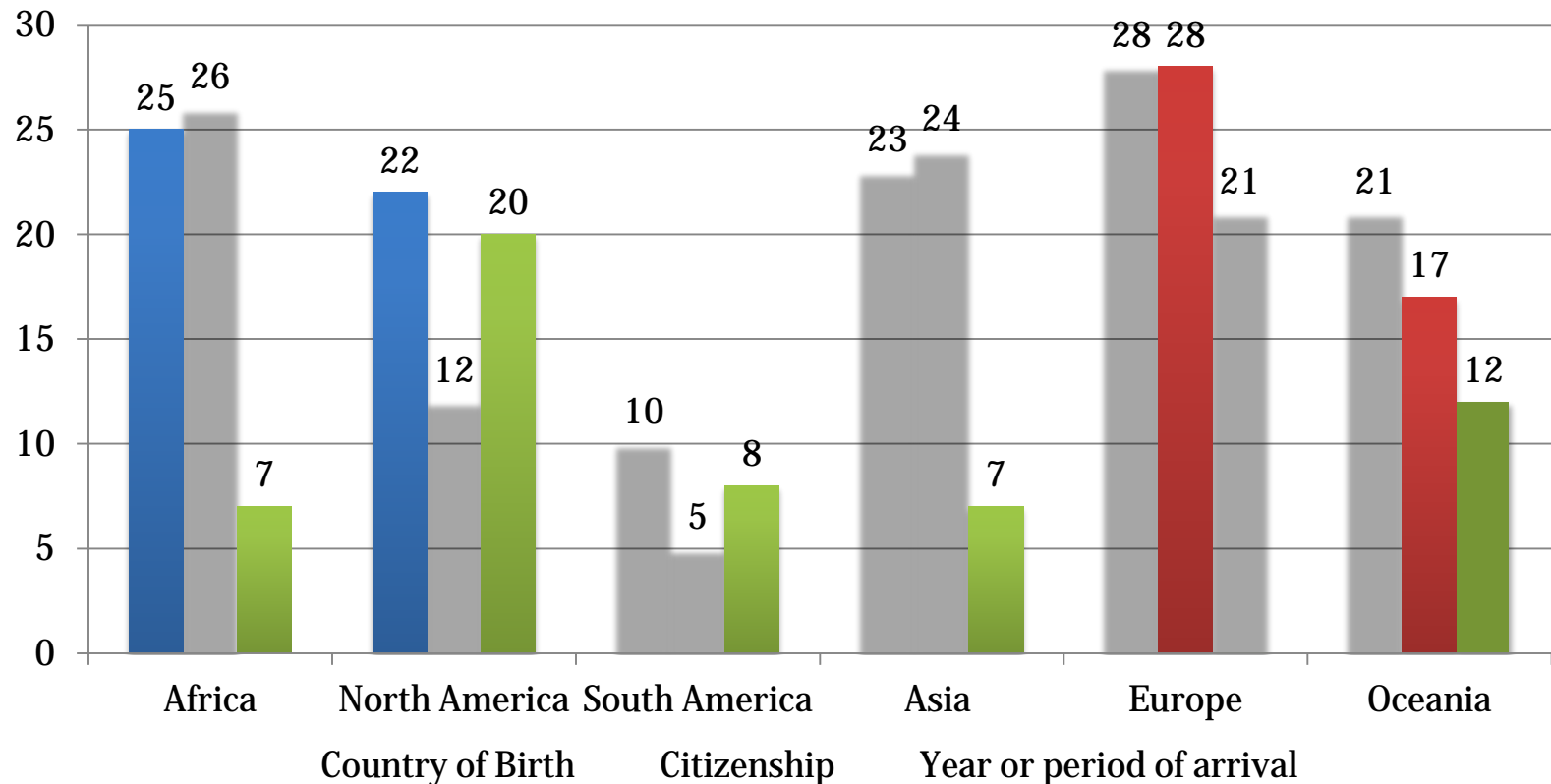
- Cairo - using women's safety audits
- Quito - reducing violence on public transport
- Mexico City -



- A recognized challenge when many lack health care...
- Thailand's universal health coverage includes documented and undocumented migrants – and is cost-effective for managing migrant chronic disease;
- Returns on SRH investments are also cost-effective: giving pregnant migrant women prenatal care generated up to 48% savings in Germany & Greece, up to 69% in Sweden



- Include migration questions in ALL population censuses, improve registration, support Big Data on refugees, improve data on slum populations





A key lesson from the SGs report on Programming is that interventions for migrants and refugee populations have greater success if they enhance the well-being of ***both mobile and local populations***:

- Development for all – DD job creation
- Protecting all persons – enhance urban safety
- Providing recourse and counsel to reduce GBV
- Striving for universal access to services

